



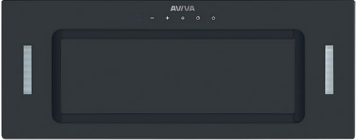





AVIVA

PRODUCT GUIDE 2024

TABLE OF CONTENTS

MODEL	PAGE	MODEL	PAGE
VENTILATION		MICROWAVE	
POWER PACK	3	OVER THE RANGE	9
AVD-306PSB3		AOTRM243SB	
AVM-278PS2		AOTRM303SB	
AVM-368PS2			
AVP34108PS2		REFRIGERATION	
AVP44108PS2		BOTTOM MOUNT	10-11
AVP222PSB		ARBM115SB	
AVP283SB		ARBM150SE2	
UNDERCABINET	4-5	ARBM177SE	
AVA-306RS2		ARBM188SE3	
AVA-366RS2		ARBM188WE3	
AVB-306RS2		FRENCH DOOR	12
AVB-366RS2		ARBM184FSE2	
AVG-306CS2		TOP MOUNT	13-14
AVU243RSB		ARTM116SB	
AVU303RSB		ARTM142SB	
AVV-309S2		ARTM180SE	
AVV-369S2		ARTM180WE	
SLIDE-OUT	5	WINE CELLARS + BEVERAGE CENTRES	
AVS243SB		COMBO	15
AVS303SB		BCS42DB3	
CHIMNEY	6-7	VWD42S2	
AVC-306CS4		BEVERAGE CENTRE	15
AVH-308CS2		CBC140SS2	
AVH-368CS2		WINE CELLARS	16-17
AVL-306CS4		CWC46DS2	
AVN-308CS3		VPC46DS3	
AVN-368CS3		WARRANTY	18
AVO-308CS3			
AVO-368CS3			
AVT242CSB			
AVT302CSB			
AVW-308CS2			
AVW-368CS2			
ISLAND	8		
AVI-366IS4			
AVI-369IS3			

VENTILATION

POWER PACK	MODEL	FINISH	SIZE (W x D)
	AVD-306PSB3	BLACK GLASS	29 1/2" x 11 1/16"
	<ul style="list-style-type: none"> • Power: 600 CFM, 5-speeds • Lighting: 2 LED strips, 1.5W (included) • Controls: Electronic LED controls • Auto delay-off timer function • Aluminum mesh filter w/peripheral plate • Duct transition: 6" round top • Electrical requirements 120V / 60Hz / 3.7A 		
	AVM-278PS2	201-GRADE SS	27 3/4" x 11 3/8"
	AVM-368PS2		35 1/2" x 11 3/8"
	<ul style="list-style-type: none"> • Power: 860 CFM, 3-speeds • Lighting: 2 bulbs, 3W LED (included) • Controls: Mechanical push buttons • 2 sets of filters: Aluminum micro hole & stainless steel baffle (included) • Duct transition: 6" and 8" round top • Electrical requirements 120V / 60Hz / 2.7A 		
	AVP-34108PS2	430-GRADE SS	34 1/8" x 18"
	AVP-44108PS2		44" x 18"
	<ul style="list-style-type: none"> • Power: 1000 CFM, 4-speeds • Lighting: 2 bulbs frosted LED 3500k (included) • Controls: Electronic push buttons with LCD display • Auto delay-off timer function • 2 sets of filters: Aluminum micro hole filters and stainless steel baffle filters • Duct transition: 8" and 10" round top • Electrical requirements 120V / 60Hz / 3A 		
	AVP222PSB	430-GRADE SS	22" x 11 1/4"
	<ul style="list-style-type: none"> • Power: 200 CFM, 3-speeds • Lighting: 2 bulbs, 2W LED (included) • Controls: Mechanical push buttons • Single aluminum micro hole filter (included) • Duct transition: 6" round top • Electrical requirements 120V / 60Hz / 1.3A 		
	AVP283SB	430-GRADE SS	27 3/4" x 11 3/4"
	<ul style="list-style-type: none"> • Power: 290 CFM, 3-speeds • Lighting: 2 bulbs, 2W LED (included) • Controls: Mechanical push buttons • Single aluminum mesh filter (included) • Duct transition: 6" round top • Electrical requirements 120V / 60Hz / 2A 		

Models & specifications are subject to change without notice. Please refer to Aviva website for latest updates.

VENTILATION

UNDERCABINET	MODEL	FINISH	SIZE (W x D)
--------------	-------	--------	--------------



AVA-306RS2	201-GRADE SS	29 1/2" x 19 3/4"
AVA-366RS2		35 1/2" x 19 3/4"

- Power: 600 CFM, 3-speeds
- Lighting: 2 bulbs, 3W LED (included)
- Controls: Soft touch with LCD display
- Auto delay-off timer function
- Clean filter reminder
- Dual motor
- 6" hood height
- 2 sets of filters: aluminum micro hole & stainless steel baffle (included)
- Duct transition: 6" round top and 3 1/4" x 10" rear and top
- Electrical requirements 120V / 60Hz / 2.7A



AVB-306RS2	201-GRADE SS	29 1/2" x 19 3/4"
AVB-366RS2		36" x 19 3/4"

- Power: 600 CFM, 3-speeds
- Lighting: 2 bulbs, 3W LED (included)
- Controls: Soft touch with LCD display
- Auto delay-off timer function
- Clean filter reminder
- Dual motor
- 6" hood height
- 2 sets of filters: aluminum micro hole & stainless steel baffle (included)
- Duct transition: 6" round top and 3 1/4" x 10" rear and top
- Electrical requirements 120V / 60Hz / 2.7A



AVG-306CS2	201-GRADE SS	29 1/2" x 22"
-------------------	--------------	---------------

- Power: 600 CFM, 3-speeds
- Lighting: 2 bulbs, 3W LED (included)
- Controls: Soft touch with LCD display
- Auto delay-off timer function
- Clean filter reminder
- Dual motor
- 6" hood height
- 2 sets of filters: aluminum micro hole & stainless steel baffle (included)
- Duct transition: 6" round top and 3 1/4" x 10" rear and top (included)
- Electrical requirements 120V / 60Hz / 0.5A

Models & specifications are subject to change without notice. Please refer to Aviva website for latest updates.

VENTILATION

UNDERCABINET

MODEL

FINISH

SIZE (W x D)



AVU243RSB
AVU303RSB

201-GRADE SS

23 3/4" x 18 7/8"
29 3/4" x 18 7/8"

- Power: 280 CFM, 2-speeds
- Lighting: 2 bulbs, 3W LED (included)
- Controls: Mechanical push buttons
- 5" hood height
- Aluminum mesh filters
- Duct transition: 3 1/4" x 10" rear and top
- Electrical requirements 110V / 60Hz / 0.45A



AVV-309S2
AVV-369S2

201-GRADE SS

29 1/2" x 22"
35 7/16" x 22"

- Power: 900 CFM, 4-speeds
- Lighting: 2 bulbs, 3W LED (included)
- Controls: Soft touch with LCD display
- Auto delay-off timer function
- Clean filter reminder
- Dual motor
- 9 13/16" hood height
- Stainless steel baffle filters (included)
- Duct transition: 8" round top
- Electrical requirements 120V / 60Hz / 2.7A

SLIDE-OUT

MODEL

FINISH

SIZE (W x D)



AVS243SB
AVS303SB




SS FRONT TRIM

23 5/8" x 11"
29 1/2" x 11"

- Power: 290 CFM, 3-speeds
- Lighting: 2 bulbs, 2W LED (included)
- Controls: Mechanical slider
- Depth when open: 17 3/4"
- Overall height: 10 3/4"
- White body with stainless front trim
- Aluminum mesh filter
- Duct transition: 6" round top
- Electrical requirements 120V / 60Hz / 2A

Models & specifications are subject to change without notice. Please refer to Aviva website for latest updates.

VENTILATION

CHIMNEY	MODEL	FINISH	SIZE (W x D)
	AVC-306CS4	430-GRADE SS	29 1/2" x 19 1/8"
	<ul style="list-style-type: none"> • Power: 600 CFM, 4-speeds • Lighting: 2 bulbs, 2W LED (included) • Controls: Electronic LED controls • Auto delay-off timer function • 3 aluminum micro hole & stainless steel baffle (included) • Duct transition: 6" round top • Chimney (ducted out) for ceiling heights up to 9'0" • Electrical requirements 120V / 60Hz / 2.7A 		
	AVH-308CS2 AVH-368CS2	201-GRADE SS	29 1/2" x 19 3/4" 35 1/2" x 19 3/4"
	<ul style="list-style-type: none"> • Power: 860 CFM, 6-speeds • Lighting: 2 bulbs, 3W LED (included) • Controls: Soft touch with LCD display • Auto delay-off timer function • Clean filter reminder • 2 sets of filters: aluminum micro hole & stainless steel baffle (included) • Duct transition: 6" and 8" round top • Chimney (ducted out) for ceiling heights up to 9'0" • Optional accessory: Chimney extension AD-884S-22 (884mm high) • Electrical requirements 120V / 60Hz / 2.7A 		
	AVL-306CS4	430-grade SS + Blk glass front	29 1/2" x 19 3/4"
	<ul style="list-style-type: none"> • Power: 600 CFM, 4-speeds • Lighting: 2 bulbs, 2W LED (included) • Controls: Electronic LED controls • Auto delay-off timer function • 2 sets of filters: Aluminum micro hole filters and stainless steel baffle filters (included) • Duct transition: 6" round top • Chimney (ducted out) for ceiling heights up to 9'0" • Electrical requirements 120V / 60Hz / 2.7A 		

Models & specifications are subject to change without notice. Please refer to Aviva website for latest updates.


VENTILATION

CHIMNEY	MODEL	FINISH	SIZE (W x D)
---------	-------	--------	--------------



AVN-308CS3	201-GRADE SS	29 1/2" x 19 3/4"
AVN-368CS3		35 1/2" x 19 3/4"

- Power: 860 CFM, 6-speeds
- Lighting: 2 bulbs, 3W LED (included)
- Controls: Soft touch with LCD Display
- Auto delay-off timer function
- Clean filter reminder
- 2 stainless steel baffle filters (included)
- Duct transition: 6" & 8" round top and 3" 1/4 x 10" rear and top
- Chimney (ducted out) for ceiling heights up to 9'0"
- Optional accessory: Chimney extension AD-884S-22 (884mm high)
- Electrical requirements 120V / 60Hz / 2.7A



AVO-308CS3	201-GRADE SS	29 1/2" x 19 3/4"
AVO-368CS3		35 1/2" x 19 3/4"

- Power: 860 CFM, 6-speeds
- Lighting: 2 bulbs, 3W LED (included)
- Controls: Soft touch with LCD display
- Auto delay-off timer function
- Clean filter reminder
- 2 stainless steel baffle filters (included)
- Duct transition: 6" & 8" round top and 3" 1/4 x 10" rear and top
- Chimney (ducted out) for ceiling heights up to 9'0"
- Optional accessory: Chimney extension AD-780-SS (780mm high)
- Electrical requirements 120V / 60Hz / 2.7A



AVT242CSB	430-GRADE SS	23 5/8" x 19 1/4"
AVT302CSB		29 1/2" x 19 1/4"

- Power: 230 CFM, 3-speeds
- Lighting: 2 bulbs, 1.5W LED (included)
- Controls: Mechanical push buttons
- Aluminum mesh filters
- Duct transition: 6" round top
- Chimney (ducted out) for ceiling heights up to 9'0"
- Electrical requirements 110V / 60Hz / 1.15A





AVW-308CS2	201-GRADE SS	29 1/2" x 19 3/4"
AVW-368CS2		35 1/2" x 19 3/4"

- Power: 860 CFM, 6-speeds
- Lighting: 2 bulbs, 3W LED (included)
- Controls: Soft touch with LCD display
- Auto delay-off timer function
- Clean filter reminder
- 2 sets of filters: aluminum micro hole & stainless steel baffle (included)
- Duct transition: 6" and 8" round top
- Chimney (ducted out) for ceiling heights up to 9'0"
- Optional accessory: Chimney extension AD-800S2 (800mm high)
- Electrical requirements 120V / 60Hz / 2.7A

Models & specifications are subject to change without notice. Please refer to Aviva website for latest updates.

VENTILATION

ISLAND	MODEL	FINISH	SIZE (W x D)
	AVI-366IS4	430-grade SS + Black glass frame	35 ¼" x 23 ⅝"
	<ul style="list-style-type: none"> • Power: 600 CFM, 4-speeds • Lighting: 4 square LED lights , 2W (included) • Control: Electronic LED controls display at front and rear of hood • Auto delay-off timer function • 3 Aluminum micro hole filters with stainless steel peripheral plate • Duct transition: 6" round top • Chimney (ducted out) for ceiling heights up to 9'0" • Electrical requirements 120V / 60Hz / 2.7A 		
	AVI-369IS3	201-GRADE SS	35 ½" x 23 ⅝"
	<ul style="list-style-type: none"> • Power: 900 CFM, 6-speeds • Lighting: 4 bulbs, 2W LED (included) • Controls: Electronic soft touch with LCD display • Auto delay-off timer function • Clean filter reminder • Aluminum micro-hole filters (included) • Duct transition: 6" and 8" round top • Chimney (ducted out) for ceiling heights up to 9'0" • Optional accessory: Chimney extension AD-860S2 (860mm high) • Electrical requirements 120V / 60Hz / 2.7A 		

**Both AVI-366IS4 and AVI-369IS3 Island Hoods can be operated from the front and back side of the hood.*

VENTILATION – MODEL NUMBER NOMENCLATURE

	AVIVA
V	Ventilation
LETTER	Model name
##	Size
#	CFM (1 st digit)
C / I / P	Type of Hood: Chimney, Island, Power Pack
B / S	Color: Black / Stainless Steel
#	Generation

VENTILATION WARRANTY: 1-year parts and labor

Models & specifications are subject to change without notice. Please refer to Aviva website for latest updates.

OVER THE RANGE MICROWAVE

OTR

MODEL

FINISH

SIZE (W x D)



AOTRM243SB

Black glass + SS trims

23 7/8" x 16 3/4"

- Capacity: 1.4 cu. ft.
- Power: 1000 Watts, 10 levels.
- Ventilation: 300 CFM, 2-speed
- Duct transition: 3" 1/4 x 10" top and rear
- 2 aluminum mesh filters (included)
- Convertible to ductless venting with charcoal filters (included)
- Controls: Soft touch electronic with LED display
- Recessed handle, left-swing
- Multiple cooking modes, including Sensor Cooking
- Overall Height: 17" 1/2
- Lighting: 2 interior lights
- Electrical requirements: 120V / 20A / 60Hz-2450Mhz



AOTRM303SB

Black glass + SS front

29 7/8" x 17 3/8"

- Capacity: 1.7 cu. ft.
- Power: 1000 Watts, 10 levels.
- Ventilation: 300 CFM, 2-speed
- Duct transition: 3" 1/4 x 10" top and rear
- 2 aluminum mesh filters (included)
- Convertible to ductless venting with charcoal filters (included)
- Controls: Soft touch electronic with LED display
- Heavy duty aluminum handle, left-swing
- Multiple cooking modes, including Sensor Cooking
- Overall Height: 16" 7/8
- Lighting: 2 interior lights
- Electrical requirements: 120V / 20A / 60Hz-2450Mhz

Models & specifications are subject to change without notice. Please refer to Aviva website for latest updates.

REFRIGERATION

BOTTOM MOUNT

MODEL

FINISH

SIZE (W x D x H)



ARBM115SB

STAINLESS STEEL

23 ½" x 27" x 68"

- Freestanding, bottom-mount refrigerator-freezer
- Capacity: 11.5 cu.ft. (Fridge 8.3 + Freezer 3.2)
- Flat door design
- Counter-depth
- Recessed, pocket door handle
- Reversible doors
- Internal electronic soft touch controls
- Interior LED lighting
- Frost-free, multi-airflow cooling system
- 3 glass shelves
- 1 large + 2 small door bins
- Large capacity crisper and 1 deli tray
- Freezer includes 2 glass shelves and 1 drawer
- Energy Star® rated
- R600A Refrigerant gas
- Electrical requirements 120V / 60Hz / 15A



ARBM150SE2

STAINLESS STEEL

27 5/8" x 26 1/2" x 67 3/4"

- Freestanding, bottom-mount refrigerator-freezer
- Capacity: 14.8 cu.ft. (Fridge 10.6 + Freezer 4.2)
- Slightly curved door design
- Counter-depth
- Recessed door handles
- Reversible doors
- Door open alarm
- Internal electronic soft touch controls
- Soft interior LED Lighting
- Multi airflow, ambient cooling system
- Precise temperature control
- Super Cool and Super freeze function
- 3 adjustable glass shelves
- 3 large + 2 adjustable door bins
- Large capacity crisper
- Freezer includes manual ice-maker with ice bin, 2 large drawers + 1 small tray
- Energy Star® rated
- R600A Refrigerant gas
- Electrical requirements 120V / 60Hz / 15A



Models & specifications are subject to change without notice. Please refer to Aviva website for latest updates.

REFRIGERATION

BOTTOM MOUNT

MODEL

FINISH

SIZE (W x D x H)



ARBM177SE

STAINLESS STEEL

31 ¼" x 27 ½" x 68"

- Freestanding, bottom-mount refrigerator-freezer
- Capacity: 17.7 cu. ft. (Fridge 12.7 + Freezer 5)
- Flat-door design
- Metallic liner & backsplash
- Recessed door handles
- Reversible doors
- Door open alarm
- Internal electronic soft touch controls
- Soft interior LED lighting
- Multi airflow, ambient cooling system
- Precise temperature control
- Super Cool and Super freeze function
- 3 adjustable glass shelves
- 1 large + 4 small height-adjustable door bins
- 2 large capacity crispers
- Freezer includes 2 large drawers + 2 small trays
- Energy Star® rated
- R600A Refrigerant gas
- Electrical requirements 120V / 60Hz / 15A



ARBM188SE3
ARBM188WE3

STAINLESS STEEL
WHITE

29 ½" x 31" x 66 ¾"

- Freestanding, bottom-mount, single-door slide-out drawer freezer
- Capacity: 18.7 cu. ft. (Fridge 13.1 + Freezer 5.6)
- Flat-door design
- Recessed door handles
- Reversible fridge door
- Door open alarm
- Internal electronic touch controls
- Interior Lighting LED lights
- Dual temperature control system
- 2 height-adjustable glass shelves
- 1 large + 3 small height-adjustable door bins
- 2 crispers with humidity control
- Freezer includes 2 large slide-out bins (1 white + 1 clear)
- Energy Star® rated
- R600A Refrigerant gas
- Electrical requirements 120V / 60Hz / 15A



ARBM188WE3

Models & specifications are subject to change without notice. Please refer to Aviva website for latest updates.

REFRIGERATION

FRENCH DOOR

MODEL

FINISH

SIZE (W x D x H)



ARMB184FSE2

STAINLESS STEEL

29 ½" x 31" x 66 ¾"

- Freestanding, bottom-mount, French-door, slide-out drawer freezer
- Capacity: 18.4 cu. ft. (Fridge 12.8 + Freezer 5.6)
- Flat-door design
- Recessed door handles
- Internal electronic touch controls
- Door open alarm
- Interior Lighting LED lights
- Precise temperature control
- 2 height-adjustable glass shelves
- 6 large door bins (3 on each side)
- 2 crispers with humidity control
- Freezer includes 2 large storage bin (1 white + 1 clear)
- Energy Star® rated
- R600 Refrigerant gas
- Electrical requirements 120V / 60Hz / 15A



Models & specifications are subject to change without notice. Please refer to Aviva website for latest updates.

REFRIGERATION

TOP MOUNT

MODEL

FINISH

SIZE (W x D x H)




ARTM116SB

STAINLESS STEEL

23 1/2" x 29" x 59 1/2"

- Freestanding, top mount refrigerator-freezer
- Capacity: 11.6 cu. ft. (Fridge 8.4 + Freezer 3.2)
- Flat door design
- Recessed door handles
- Reversible doors
- Internal mechanical control
- Interior LED lighting
- Frost-free, multi-airflow cooling system
- 3 glass shelves
- 2 large + 4 small door bins + bottle/pop can holder bins
- 2 crispers
- Freezer includes 1 wire shelf and 2 large door bins
- R600A Refrigerant gas
- Electrical requirements 120V / 60Hz / 15A



ARTM142SB

STAINLESS STEEL

27-1/2" x 29-1/8" x 60"

- Freestanding, top mount refrigerator-freezer
- Capacity: 14.2 cu. ft. (Fridge 10.6 + Freezer 3.6)
- Flat door design
- Recessed door handles
- Reversible doors
- Internal electronic soft touch controls
- Interior LED lighting
- Frost-free, multi-airflow cooling system
- 3 glass shelves
- 2 large door bins
- 1 crispers
- Freezer includes 1 glass shelf and 2 large door bins
- Energy Star® rated
- R600A Refrigerant gas
- Electrical requirements 120V / 60Hz / 15A



Models & specifications are subject to change without notice. Please refer to Aviva website for latest updates.

REFRIGERATION

TOP MOUNT	MODEL	FINISH	SIZE (W x D x H)
-----------	-------	--------	------------------



ARTM180SE
ARTM180WE

STAINLESS STEEL
WHITE

29 ¾" x 31 ¼" x 66 ½"

- Freestanding, top mount refrigerator-freezer
- Capacity 18 cu. ft. (Fridge 14 + Freezer 4)
- Flat-door design
- Recessed door handles
- Reversible doors
- Internal electronic touch controls
- Interior Lighting LED lights
- Multi airflow cooling
- Dual temperature control system
- 2 height-adjustable + 1 fixed glass shelves in fridge
- 2 large + 2 small fridge door bins
- 2 crispers with humidity control
- Freezer includes 1 height-adjustable glass shelf & 2 large door bins
- Energy Star® rated
- R600A Refrigerant gas
- Electrical requirements 120V / 60Hz / 15A



ARTM180WE

REFRIGERATION - MODEL NUMBER NOMENCLATURE

A	AVIVA
R	Refrigerator
BM/TM	Bottom-mount / Top-mount
##	Capacity
F	French Door
S/W	Stainless Steel / White
E	Energy Star
#	Generation

WARRANTY: 2-years labor and replacement parts. Additional 3-year warranty, for a total of 5 years on the sealed system (components only).

Models & specifications are subject to change without notice. Please refer to Aviva website for latest updates.

WINE CELLARS & BEVERAGE CENTRES

COMBO

MODEL

FINISH

SIZE (W x D* x H)



BSC42DB3

BLACK + GLASS

23 ¾" x 23 ¼" x 34 ½"

- Dual-zone, temperature range per zone: 39° - 64°F / 4-18°C
- Side by side configuration
- Built in or freestanding
- Flush fit installation
- Capacity: 21 bottles + 64 cans
- Door open alarm
- High-temperature alarm
- Soft-touch electronic controls
- Made of vitrified black glass + tinted and UV treated glass with Low-E argon gas
- SS Tubular Pro handle
- Interior lighting White LED
- Stainless steel kick plate
- 6 full-extension, ball-bearing metal racks with black wooden frontage + 3 glass shelves
- R600a Refrigerant gas



VWD42S2

SS + GLASS

23 ⅞" x 23 ¾" x 34 ½"

- Dual-zone temp. range per zone: 39° - 64°F / 4 - 18°C
- Side by side configuration
- Each side convertible to wine or beverage cooler
- Built in or freestanding
- Flush fit installation
- Total Capacity: 42 bottles or 21 bottles + 64 cans
- Door open alarm
- High-temperature alarm
- Soft-touch electronic controls
- Seamless, stainless steel doors
- Tinted glass with Low-E: Argon gas
- SS tubular pro handle
- LED lighting color options: White, Blue, Yellow
- Stainless steel kick plate
- 12 wooden shelves with stainless steel front trim
- Includes 3 glass shelves for beverage configuration
- Sabbath mode
- R600a Refrigerant gas

*Depth does not include handle.

Models & specifications are subject to change without notice. Please refer to Aviva website for latest updates.

WINE CELLARS & BEVERAGE CENTRES

WINE CELLAR

MODEL

FINISH

SIZE (W x D* x H)



CWC46DS2

SS + GLASS

23 1/2" x 21 1/16" x 34"

- Dual-zone, temperature range per zone: 41° - 64°F / 5 - 18° C
- Built in or freestanding
- Flush fit installation
- Capacity: 46 bottles
- Seamless, stainless steel door
- Door open alarm
- High-temperature alarm
- Electronic touch controls
- UV tinted glass with Low-E Argon gas
- Brushed SS tubular curved handle
- Interior lighting White LED
- Black kick plate
- 5 soft-closing, full-extension, ball-bearing metal racks with wood front trim
- R600a Refrigerant gas



VPC46DS3

SS + GLASS

23 3/4" x 23 1/2" x 34 1/8"

- Dual-zone temperature range per zone: 39° - 64°F / 4 - 18°C
- Built in or freestanding
- Flush fit installation
- Capacity: 46 bottles
- Seamless, stainless steel door
- Door open alarm
- High-temperature alarm
- Soft-touch electronic controls
- Tinted glass with Low-E Argon gas
- SS Tubular Pro handle
- Interior lighting White LED
- Stainless steel kick plate
- 5 full-extension, ball-bearing wooden shelves with stainless steel front trim
- R600a Refrigerant gas

*Depth does not include handle.

Models & specifications are subject to change without notice. Please refer to Aviva website for latest updates.

WINE CELLARS & BEVERAGE CENTRES

BEVERAGE CENTER

MODEL

FINISH

SIZE (W x D* x H)



CBC140SS2

SS + GLASS

23 ½" x 21 ¼" x 34"

- Single-zone, temperature range: 34° - 50°F / 1 - 10°C
- Built in or freestanding
- Flush fit installation
- Capacity: 140 cans
- Seamless, stainless steel door - field reversible
- Door open alarm
- High-temperature alarm
- Electronic touch controls
- UV tinted glass with Low-E Argon gas
- Brushed SS arched handle
- Interior lighting White LED
- Black kick plate
- 3 height-adjustable glass shelves
- R600a Refrigerant gas

WINE CELLARS & BEVERAGE CENTRES - MODEL NUMBER NOMENCLATURE

VP / BS / C	(Series) Vinopazzo / Black (Noire) / C Series
C / B / WC	Cellar / Beverage / Wine Cellar
NUMBER	Capacity
S / D	Single or Dual Zone
S / B	Stainless Steel or Black
#	Generation

WARRANTY: 2-year parts and labor, 5 years on sealed system (parts only).

*Depth does not include handle.

Models & specifications are subject to change without notice. Please refer to Aviva website for latest updates.

WARRANTY

VENTILATION

We warrant our hood against defects in materials and workmanship under ordinary residential use for one (1) full year from the date of original retail purchase. This limited warranty applies to any repair and /or replacement parts. This limited warranty is not subject to improper installation, accident, misuse, neglect, fire or other external causes, alterations, repair or commercial use.

REFRIGERATION and WINE & BEVERAGE CENTRES

Aviva refrigerators, wine cellars and beverage centres carry a two (2) year limited warranty on both parts and labor. Aviva warrants for two (2) years, to the purchaser of every new unit, the cabinet and all parts thereof, to be free from defects in material or workmanship, under normal and proper use and maintenance service as specified by Aviva and upon proper installation and start-up in accordance with the instruction manual supplied with the Aviva unit. Any parts covered under this warranty that are determined by Aviva to have been defective, within the above said period, are limited to the repair or replacement, including labor charges, of defective parts or assemblies.

In addition to the 2 year warranty period stated above, Aviva warrants its hermetically sealed compressor to be free from defects in both material and workmanship, under normal and proper use and maintenance, for a period of an additional 36 months (a total of 5 years on hermetically sealed compressor). The above said extended compressor warranty applies only to hermetically sealed parts of the compressor and DOES NOT apply to any other parts or components, including, but not limited to, cabinet, paint finish, temperature control, refrigerant, metering device, motor starting equipment, fan assembly, or any other electrical component, etc.

PRODUCT GUIDE 2024

AV/VA

T 800 361 0799

F 450 682 7943

www.distinctive-online.com

info@distinctive-online.com

HEAD OFFICE & WAREHOUSE

2025 Cunard Street
Laval QC H7S 2N1

WESTERN CANADA WAREHOUSE

NFI 1020 Derwent Way
Delta, BC V3M 5R1

PARTS & SERVICE

service@distinctive-online.com
800 561 7265

ORDER DESK

orderdesk@distinctive-online.com