



Blomberg
seit 1883

Blomberg is a **Distinctive** brand

REFRIGERATION	FREEZER TOP BOTTOM-MOUNT	BRFT 1622 SS	3	
		BRFB 1051 FFBI2	4	
		BRFB 1052 FFBI2	4	
		BRFB 1045 SS	4	
		BRFB 1045 WH	4	
		BRFB 1900 FBI	5	
		BRFB 1920 FBI	5	
		BRFB 1532 SS	6	
		BRFB 1542 SS	6	
		BRFB 21612 SS	7	
	BRFB 21622 SS	7		
	FRENCH-DOOR	BRFD 2230X SS	8	
COOKING	RANGES	BIRC24102SS	9	
		BERC 24102 SS	9	
		BERC 24202 SS	10	
		BGR 24102 SS	10	
		BERU 30422 CSS	11	
		BGR 30522 CSS	11	
		BDF 30522 CSS	12	
		BIR 34452 CSS	12	
			ACCESSORIES	13
		COOKTOPS	CTG 24400SS	14
			CTG 30500SS	14
			CTG 36500SS	14
			CTE 24410	15
	CTE 24402		15	
	CTE 30410		15	
	OVENS	BWOS 24110 SS/B	16	
		BWOS 30200 SS	16	
	OTR-MICROWAVE	BOTR 30102 SS	17	
	RANGE HOODS	BCHS 30100 SS	17	
	DISHWASHERS	SLIM TUB	DWS 51502 SS/FBI	17
			DW56100 SS/FBI	18
		ADA TUB TALL TUB	DWT 51600 SS/W/FBI	18
DWT 81800 SS/FBI/SSWS /SSIH.....			19	
DWT 52600 SSIH/WIH/BIH			19	
DWT 52800 SSIH			20	
LAUNDRY	WASHER	WM 72200 W	21	
	DRYER	DV 17600 W	21	
WARRANTY			22	

Specifications and features may vary. Please refer to the manufacturer's website for the latest updates.

REFRIGERATION

MODEL

WIDTH

FINISH



FREESTANDING TOP FREEZER REFRIGERATOR

BRFT1622SS

28"

Fingerprint Free Stainless Steel

FEATURES

- Electronic control system
- Duo-Cycle Cooling: Independently zoned and controlled cooling systems maintain even air temperature and humidity in separate freezer and fresh-food compartments.
- Eco-friendly refrigerant R600A
- Interior LED lighting
- Reversible Door
- Silent Cooling Technology - 39 dBA
- Total gross volume: 13.53 cu.ft
- Fresh food net volume: 10.1 cu.ft.
- Freezer net volume: 3.43 cu.ft.
- (H) 67 3/4" x (W) 27 9/16" x (D) 24 5/8" (without handles) / (D) 26 3/16 (with handles)



FRIDGE

- Digital inner display
- Auto defrost
- LED side wall lighting
- Door Alarm
- 3 full depth height adjustable shelves
- 1 Crisper
- 3 full width door racks
- 1 full width wine rack
- Variable Speed VCC Compressor

FREEZER

- Automatic ice maker produces 6lbs of ice per day
- 2 door racks
- Auto Defrost
- Freezer light



Specifications and features may vary. Please refer to the manufacturer's website for the latest updates.

REFRIGERATION

MODEL

WIDTH

FINISH



FULLY INTEGRATED BOTTOM FREEZER REFRIGERATOR

BRFB1051FFBI2	22"	Panel Ready
BRFB1052FFBI2	22"	Panel Ready with Ice Maker

FEATURES

- Electronic Controls
- Duo-Cycle Cooling: Independently zoned and controlled cooling systems maintain even air temperature and humidity in separate freezer and fresh-food compartments
- Eco-friendly refrigerant R600A
- Silent Cooling Technology - 39 dBA
- 3D Door Adjustment allows the hinges to remain fixed to the door during the process
- Field reversible hinge design
- Total net volume: 8.4 cu.ft (no ice) / 8 cu.ft. (ice)
- H 71-7/16" W 21-7/8" D 21-5/8"

FRIDGE

- 3 door racks, 1 crisper, 3 full depth, height adjustable shelves
- Variable Speed VCC Compressor
- LED ceiling lighting
- Net volume: 6.1 cu.ft
- Door Alarm
- Fan Ventilation



FREEZER

- 2 freezer drawers
- Auto defrost
- Net volume: 2.3 cu.ft (no ice) / 2.1 cu.ft. (ice)
- Ice cube tray (BRFB1051FFBI2)
- Automatic ice maker produces 6lbs of ice per day (BRFB1052FFBI2)

FREESTANDING BOTTOM-MOUNT FRIDGE/FREEZER

BRFB1045WH	24"	White
BRFB1045SS	24"	Fingerprint Free Stainless Steel

FEATURES

- Electronic Control
- Antibacterial seal
- Duo cycle no frost cooling
- Eco-friendly refrigerant R600A
- Field reversible hinge design
- Total net volume: 11.43 cu.ft
- Reversible Door
- Variable Speed Compressor
- Fan Ventilation
- Door alarm
- H 67 9/16" x W 23 7/16" x D 24 7/16" (without handles)




FRIDGE

- 3 door racks, 1 crisper, 3 glass shelves
- Wine rack, 2 x 6-egg trays
- White LED lighting
- Net volume: 8.08 cu.ft.

FREEZER

- 3 drawers
- Auto defrost
- Net volume: 3.35 cu.ft



Specifications and features may vary. Please refer to the manufacturer's website for the latest updates.

REFRIGERATION

MODEL

WIDTH

FINISH

INTEGRATED BOTTOM FRIDGE/FREEZER

BRFB1900FBI	30"	Panel Ready
BRFB1920FBI	30"	Panel Ready with ice maker

FEATURES

- Electronic controls
- Antibacterial seal
- Duo Cycle Dual Compressor
- Frost Free Cooling
- Eco-friendly refrigerant R600A
- 3D Door Adjustment
- Field reversible hinge design
- Total gross volume: 16.4 cu.ft
- Auto ice machine with 11lbs/ day capacity (BRFB1920)



FRIDGE

- Blue light technology
- IonFresh
- 90-degree opening flush hinge fridge
- Large, easy-to-read digital display
- Soft close crisper
- Sabbath mode
- Large pantry drawer
- Height adjustable cantilever shelves
- Interior filtered water dispenser (BRFB1920xx)
- Interior theatre lighting with LED lights

FREEZER

- Automatic ice machine (BRFB1920xx)
- Auto Defrost
- Large freezer drawer
- Metal freezer drawer



BRFB1900FBI
Panel-ready with no ice



BRFB1920FBI
Panel-ready with internal auto ice maker
+ water dispenser

BRFB1920FBI / BRFB1900FBI

- H x W x D: 83 1/2" x 29 3/4" x 23 9/16"
- Depth is without panel / without handles.

Fits 30-inch-wide cabinet / No exposed vent grill

Specifications and features may vary. Please refer to the manufacturer's website for the latest updates.

REFRIGERATION

MODEL

WIDTH

FINISH



FREESTANDING BOTTOM-MOUNT FRIDGE/FREEZER

BRFB1532SS	28"	Fingerprint Free Stainless Steel
BRFB1542SS	28"	Fingerprint Free SS with Ice Maker

FEATURES

- Electronic Controls
- Duo Cycle Frost Free Cooling
- Eco friendly refrigerant R600A
- Field Reversible Door
- 14 cu.ft. BRFB1532 / 13.8 cu.ft. BRFB1542
- 40 dBA
- Variable Speed Compressor
- LED Side Wall
- 67 3/4" x 27 9/16" x 26 3/8"



FRIDGE

- 3 Full depth, height adjustable, 1 Crisper, 3 full width door racks
- Wine rack
- White LED lighting

FREEZER

- 3 drawers (2 for BRFB1542)
- Ice maker 2.2 lbs /day (BRFB1542)
- Ice cube tray (BRFB1532)
- Auto defrost



BRFB1532SS

Specifications and features may vary. Please refer to the manufacturer's website for the latest updates.

REFRIGERATION

MODEL

WIDTH

FINISH



FREESTANDING BOTTOM-MOUNT FRIDGE/FREEZER

BRFB21612SS 30" Fingerprint Free Stainless Steel

BRFB21622SS 30" Fingerprint Free Stainless Steel with ice & water

FEATURES

- Electronic Controls
- Variable Speed VCC Compressor
- Finger print free stainless steel
- Eco-friendly refrigerant R600A
- Total net volume: 16.1 cu.ft
- 69 11/16" x 29 3/4" x 27 9/16"



FRIDGE

- LED Lighting
- 2 Full depth, height adjustable
- 3 Crisper
- 1 full width door rack plus 4 adjustable half racks
- Auto defrost
- Blue light technology

FREEZER

- Freezer drawer(s): 1 BRFB21612SS / 2 BRFB21622SS
- Auto defrost
- BRFB21622 : Automatic Ice Maker w/tap water connection (6.5lbs per day)



BRFB21612SS



BRFB21622SS

Specifications and features may vary. Please refer to the manufacturer's website for the latest updates.

REFRIGERATION

MODEL

WIDTH

FINISH



FREESTANDING FRENCH-DOOR FRIDGE/FREEZER

BRFD2230XSS

36"

Fingerprint Free Stainless Steel

FEATURES

- Electronic control system
- Antibacterial seal + carbon filter
- Duo-Cycle Cooling: Independently zoned and controlled cooling systems maintain even air temperature and humidity in separate freezer and fresh-food compartments.
- Eco-friendly refrigerant R600a
- Total net volume: 19.86 cu.ft
- H 69-1/8" W 35-3/4" D 27-9/16" (without handles) / D 27-13/16" (with handles)

FRIDGE

- Exclusive Blomberg Blue Light Technology, a natural process of photosynthesis that prolongs storage life of fruits and vegetables
- Ion Fresh Technology that captures and neutralizes airborne bacteria, odor-causing microbes, and ethylene gas, extending the life of fruits and vegetables and keeping circulated air clean and fresh smelling
- Interior water dispenser
- Carbon Filter
- Electronic inner LED controls
- LED side wall lighting
- Door Alarm
- 2 Crispers, 1 large pantry drawer, 4 shelves, 6 door racks
- Variable Speed VCC compressor
- Fan ventilation
- Modes: Sabbath, Holiday and Quick Cool
- Total net volume: 13.3 cu.ft

FREEZER

- Large Freezer drawer: 1 Ice bin, 1 Upper storage bin, 1 large lower bin with separator
- Auto defrost
- Automatic ice maker (11 lbs/day)
- Total net volume: 6.56 cu.ft

Specifications and features may vary. Please refer to the manufacturer's website for the latest updates.

RANGES

MODEL

WIDTH

FINISH



INDUCTION CONVECTION RANGE

BIRC24102SS

24"

Stainless Steel & Black

FEATURES

- LED Touch Control Display
- 3 Induction Zones: 3700W / 2200W / 3700W
- Residual heat indicator
- 8 cooking functions
- Convection oven
- Capacity: 2.51 cu.ft
- 1 halogen light
- 3 pane heat resistant glass
- 5 rack positions
- 2 Chromed Wire Racks
- Pull out storage drawer
- Island trim included
- Adjustable feet
- 220 - 240 V, 60 Hz
- Circuit breaker: 40 A
- H 35 7/ 16" x W 23 5/ 8" x D 23 13/ 16"

ELECTRIC CERAN CONVECTION RANGE

BERC24102SS

24"

Stainless Steel & Black

FEATURES

- 8 cooking functions: cooking, 3D cooking, bottom heater, fan, grill, fan + grill, fan + bottom + top heater, fan heating (turbo)
- Capacity: 2.51 cu.ft
- Electronic touch controls & timer
- 4 vitroceramic elements: 1200W - 1500W - 1800W - 2200W
- Convection oven
- 1 x 25W light
- 3 pane heat resistant glass
- 5 side rack positions
- 2 level wire racks
- Pull out storage drawer
- Adjustable feet
- 4" high stainless backsplash included (island trim comes with the range un-attached)
- Voltage / Frequency: 220-240V / 60Hz
- Circuit breaker: 40 A
- H 36" W 23-1/2" D 23-3/4"

Specifications and features may vary. Please refer to the manufacturer's website for the latest updates.

RANGES

MODEL

WIDTH

FINISH



ELECTRIC CERAN THERMAL RANGE

BERC24202SS

24"

Stainless Steel & Black

FEATURES

- 4 cooking functions: cooking, bottom heater, low grill, grill.
- Capacity: 2.51 cu.ft
- Mechanical timer (knob control)
- 4 vitroceramic elements: 2 x 1200W - 2 x 1800W
- Easy clean enamel
- 1 x 25W light
- 3 pane heat resistant glass
- 5 side rack positions
- 2 level wire racks
- Flap door storage
- Adjustable feet
- Island trim included (4" high stainless backsplash optional)
- Optional backsplash
- Voltage / Frequency: 220-240V / 60Hz
- Circuit breaker: 36 A
- H 36" W 23-1/2" D 23-3/4"



GAS RANGE

BGR24102SS

24"

Stainless Steel & Black

FEATURES

- Capacity: 2.51 cu.ft
- Mechanical knob controls
- 4 gas burners: 1 x 3500 Btu - 2 x 7000 Btu - 1 x 12 000 Btu
- 2 cast iron pan supports
- Flame failure safety device
- Easy clean enamel
- 1 x 25W light
- 3 pane heat resistant glass
- 5 side rack positions
- 2 chromed racks
- Flap door storage
- Adjustable feet
- Island trim included (4" high stainless backsplash optional)
- Voltage / Frequency: 120V / 60Hz (0.5A)
- H 36" W 23-1/2" D 23-3/4"

Specifications and features may vary. Please refer to the manufacturer's website for the latest updates.

RANGES

MODEL

WIDTH

FINISH



ELECTRIC SLIDE-IN RANGE - 4 ZONES

BERU30422CSS 30" Stainless Steel

FEATURES

- 12" cooking zone for fast, efficient cooking for oversized pots and pans of any shape
- 4 vitroceramic zones:
 - Front Left 5"/8" - 750/2200W
 - Rear Left 8" - 2200W
 - Front Right 9"/12" - 1800/3000W
 - Rear Right 6" - 1200W
- Residual heat indicators
- Stainless Steel Knobs
- 5 cooking functions: Convection Bake, Convection Roast, Broil, Self cleaning and Sabbath Mode
- Capacity: 5.7 cu.ft
- Self clean oven with convection fan
- 2 x 40W lights
- 4 pane heat resistant glass
- Preheat indicator light and signal
- Full Extension Telescopic Lower Rack
- 6 side rack positions
- Lower Storage Drawer
- Adjustable feet
- Included: 2 chromed racks, broiler pan and slim island trim
- Electrical: 240V / 60Hz, 40 Amp
- Dimensions: H 36" W 29-3/4" D 29-1/2"



GAS SLIDE-IN RANGE - 5 BURNERS

BGR30522CSS 30" Stainless Steel

FEATURES

- 12" cooking zone for fast, efficient cooking in oversize pots and pans of any shape.
- 5 sealed gas burners:
 - Front Left 12,500 BTU
 - Rear Left 8,000 BTU
 - Central (Circular Burner) 16.000 BTU
 - Front Right 12,500 BTU
 - Rear Right 8,000 BTU
- 3 continuous cast iron grates
- Stainless Steel Knobs
- 6 cooking functions: Bake, Convection Bake, Convection Roast, Broil, Self cleaning and Sabbath Mode
- Capacity: 5.7 cu.ft
- Self clean oven with convection fan
- Preheat indicator light and signal
- Oven Power: 16,500 BTU
- Broil Power: 13,000 BTU
- 2 x 40W lights
- 4 pane heat resistant glass
- 6 side rack positions
- Lower Storage Drawer
- Adjustable feet
- Included: 2 chromed racks, wok adapter, broiler pan, slim island trim and LP Kit
- Electrical: 110-120 V, 60 Hz
- Dimensions: H 36" W 29-3/4" D 28-3/4"

Specifications and features may vary. Please refer to the manufacturer's website for the latest updates.

RANGES

MODEL

WIDTH

FINISH



DUAL-FUEL SLIDE-IN RANGE - 5 BURNERS

BDF30522CSS

30"

Stainless Steel

FEATURES

- 12" cooking zone for fast, efficient cooking for oversized pots and pans of any shape.
- 5 sealed gas burners:
 - Front Left 12,500 BTU
 - Rear Left 8,000 BTU
 - Central (Circular Burner) 16.000 BTU
 - Front Right 12,500 BTU
 - Rear Right 8,000 BTU
- 3 continuous cast iron grates
- Stainless Steel Knobs
- 6 cooking functions: Bake, Convection Bake, Convection Roast, Broil, Self cleaning and Sabbath Mode
- Capacity: 5.7 cu.ft
- Self clean oven with convection fan
- 2 x 40W lights
- 4 pane heat resistant glass
- Preheat indicator light and signal
- 6 side rack positions
- Full Extension Telescopic Lower Rack
- Lower Storage Drawer
- Adjustable feet
- Included: 2 chromed racks, wok adapter, broiler pan, slim island trim and LP Kit
- Electrical: 240V / 60Hz, 40 Amp
- Dimensions: H 36" W 29-3/4" D 28-3/4"



INDUCTION SLIDE-IN RANGE - 4 ZONES

BIR34452CSS

30"

Stainless Steel

FEATURES

- 12" cooking zone for fast, efficient cooking for oversized pots and pans of any shape
- 4 induction zones:
 - Front Left 9" - 2300W / 3700W
 - Rear Left 6" - 1,400W / 2,200W
 - Front Right 6" - 1,400W / 2,200W
 - Rear Right 11" - 2,600W / 3,700W
- Residual heat indicators
- Stainless Steel Knobs
- 5 cooking functions: Convection Bake, Convection Roast, Broil, Self cleaning and Sabbath Mode
- Capacity: 5.7 cu.ft
- Self clean oven with convection fan
- 2 x 40W lights
- 4 pane heat resistant glass
- Preheat indicator light and signal
- Full Extension Telescopic Lower Rack
- 6 side rack positions
- Lower Storage Drawer
- Adjustable feet
- Included: 3 chromed racks, broiler pan and slim island trim
- Electrical: 240V / 60Hz, 40 Amp
- Dimensions: H 36" W 29-3/4" D 29-1/2"

Specifications and features may vary. Please refer to the manufacturer's website for the latest updates.

ACCESSORIES

MODEL

WIDTH

FINISH



COOKING GRIDDLE FOR 30" RANGE

G3002	30"	Cast iron
--------------	-----	-----------



RANGE WINGS

OW3001	Stainless Steel
OW3002	Black

Features

Filler strip adaptable on 24" ranges, 30" slide-in and 30" Pro-style ranges.
Comes with adhesive tape.



9" H BACKSPLASH

BG3001	SS for Gas & Dual Fuel
BG3002	SS for Electric Ranges

24" W BACKGUARD FOR GAS & ELECTRIC

BG2401	Stainless
---------------	-----------

Specifications and features may vary. Please refer to the manufacturer's website for the latest updates.

COOKTOPS

MODEL

WIDTH

FINISH

BUILT-IN GAS COOKTOP – 4 BURNER



CTG24400SS

24"

Stainless Steel

FEATURES

- Sealed Burner
- 4 Gas Burners 2x 6000 BTU – 1x 10000 BTU – 1x 12000 BTU
- Front Knob Control
- Gas Safety Device
- Cast Iron Continuous Grates
- Integrated Ignition
- Supplied Cord - 110-120 V, 60 Hz
- H 1 13/16" x 22 7/8" x D 20 1/16"

BUILT-IN GAS COOKTOP – 5 BURNER



CTG30500SS

30"

Stainless Steel

FEATURES

- Sealed Burner
- 5 Gas Burners 2x 5000 BTU – 2x 10000 BTU – 1x 20000 BTU
- Reignition Controlled Burners
- Gas Safety Device
- Cast Iron Continuous Grates
- Front Knob Control
- Supplied Cord - 110-120 V, 60 Hz
- H 3 7/8" x 29 7/8" x D 21 1/4"

BUILT-IN GAS COOKTOP – 5 BURNER



CTG36500SS

36"

Stainless Steel

FEATURES

- Sealed Burner
- 5 Gas Burners 2x 6000 BTU – 2x 12000 BTU – 1x 20000 BTU
- Front Knob Control with LED Illumination
- Reignition Controlled Burners
- Gas Safety Device
- Cast Iron Continuous Grates
- Front Knob Control
- Supplied Cord - 110-120 V, 60 Hz
- H 3 7/8" x 36" x D 21 1/4"


Specifications and features may vary. Please refer to the manufacturer's website for the latest updates.

COOKTOPS

MODEL

WIDTH

FINISH



BUILT-IN ELECTRIC COOKTOP - 4 ELEMENTS


CTE24402

24"

Black Glass Ceramic + SS Frame

FEATURES

- Side mounted manual controls
- 4 cooking zones
- 6 cooking levels per element
- Zone power: 2x1200 W - 2x1800 W
- Hot surface indication
- Residual heat indication
- Voltage / Frequency: 240V / 60Hz (25 A)
- H 3-1/4" W 24-1/8" D 20-7/8"



BUILT-IN ELECTRIC COOKTOP - 4 ELEMENTS


CTE24410

24"

Black Glass

FEATURES

- Slide Touch Control with Timer
- Programmable Touch control System
- 6 cooking levels per element
- Zone power: 2x650 W Hi-Light - 1x1200 W – 1x 2200W
- Hot surface indication
- Residual heat indication
- Voltage / Frequency: 240V / 60Hz (21 A)
- H 2-5/8" W 24-3/16" D 20-15/16"



BUILT-IN ELECTRIC COOKTOP - 4 ELEMENTS

CTE30410

30"

Black Glass Ceramic

FEATURES

- Touch sensitive front controls (digital display)
- 9 cooking levels per element
- 4 cooking zones (2 double) : 2x1200W - 1x800/2200W - 1x1100/2500W
- Automatic fast boil function
- Hot surface indication
- Residual heat indication
- Acoustic buzzer
- Low power scale for delicate cooking
- Failure codes indication
- Command lock
- Voltage / Frequency: 240V / 60Hz (30 A)
- H 3 1/8" W 30" D 21"

Specifications and features may vary. Please refer to the manufacturer's website for the latest updates.

OVENS

MODEL

WIDTH

FINISH



BWOS24110B



BUILT-IN ELECTRIC OVEN

BWOS24110SS	24"	Fingerprint Free Stainless Steel
BWOS24110B	24"	Black

FEATURES

- 8 cooking functions: true european convection bake, convection broil, convection roast, bake, broil, defrost, fast preheat, 3D (advanced convection system)
- 2.5 cu. ft. Oven Capacity
- 2 black knobs + digital display
- 1 x 25W light
- Easy to clean enamel
- 3 pane heat resistant glass
- 5 side rack positions
- Electronic lock
- 2 chromed racks
- Voltage / Frequency: 240V / 60Hz (10 A)
- H 23-5/8" W 23-3/64" D 21-21/32"

BUILT-IN SELF-CLEAN ELECTRIC OVEN

BWOS30200SS	30"	Fingerprint Free Stainless Steel
--------------------	-----	----------------------------------

FEATURES

- Cooking Modes: Bake, Roast, Broil, Convection Bake, Convection Roast, Convection Broil, Warm Keeping, Slow Cook, Pizza Cooking, Bread Proof, Defrost, Pyrolytic Self-clean, Sabbath Mode
- Capacity: 5.7 cu.ft
- User-friendly, Smart LED Display
- Sensitive Touch Button Control
- Easy Grip Stainless Steel Handle
- Pyro Proof Black Enamel Cavity
- Full Extension Telescopic Rack
- 2 Halogen Lamp Illuminations
- Self-clean Oven
- Cool-touch Door, 4-pane Glass
- 2 chromed racks
- Voltage / Frequency: 240V / 60Hz (15 A)
- H 28-7/8" W 29-3/4" D 24-7/16"

Specifications and features may vary. Please refer to the manufacturer's website for the latest updates.

OTR / VENTILATION / DISHWASHERS

MODEL

WIDTH

FINISH



OVER-THE-RANGE MICROWAVE HOOD

BOTR30100SS

30"

Stainless Steel + Black

FEATURES

- 1.6 cu. ft. Interior Capacity
- Touch Control
- Pull-handle Door
- LED Display
- Cooktop Lighting
- Glass Turntable
- Digital Timer
- 300 CFM
- 15 11/16" H x 31 7/16" W x 15" D

VENTILATION

MODEL

WIDTH

FINISH



UNDER CABINET RANGE HOOD

BCHS30100SS

30"

Stainless Steel

FEATURES

- Tag Switches with LED Controls
- 250 CFM Suction Power with three fan speed levels
- Washable Grease Filters
- 2 Halogen Lights (50 W Each) with light On/Off Control

DISHWASHERS

MODEL

WIDTH

FINISH



SLIM TUB, ADA COMPATIBLE, TOP CONTROL DISHWASHER

DWS51502SS

18"

Fingerprint free stainless steel

DWS51502FBI

18"

Panel ready

FEATURES

- Electronic Touch Control
- 5 programs: Pots and Pans+ (167°F), Regular Wash (142°F–145°F), Express Dry, Quick Wash (131°F), Rinse & Hold
- 4 Functions
- Silent Operation: 48 dBA
- 3 Position Adjustable Upper Rack
- Easy Installation
- Concealed Heating Element
- Adjustable Feet and Self-adjustable Hinge
- Capacity: 8 Place Settings
- Stainless Steel Interior
- DMFS Overflow Protection
- 5 Level Wash
- Delay Timer from 1/2 – 24 hours
- Static Drying System
- Brushless DC™ Motor
- Turbidity Sensor
- All-in-1 Tablet Function
- Interior High Loop with Air Gap
- H 32 13/64" x W 17 5/8" x D 22 7/16"




Specifications and features may vary. Please refer to the manufacturer's website for the latest updates.

DISHWASHERS

MODEL

WIDTH

FINISH



ADA, TOP CONTROL DISHWASHER

MODEL	WIDTH	FINISH
DW51600SS	24"	Fingerprint free stainless steel
DW51600FBI	24"	Panel ready

FEATURES

- Electronic Touch Control
- 6 programs: Pots and Pans+ (167°F), Auto Program (131 – 149 ° F), Regular Wash (142 – 145 ° F), Express Dry, China/Crystal (149 ° F), Quick Wash (131°F), Rinse & Hold
- Silent Operation: 48 dBA
- LED Spot
- Extra Rinse, RapidClean, Sanitize Functions
- Easy Installation
- Concealed Heating Element
- Adjustable Feet and Self-adjustable Hinge
- Capacity: 14 Place Settings
- Stainless Steel Interior
- Adjustable Upper Rack when loaded
- DMFS Overflow Protection
- Delay Timer from 1/2 – 24 hours
- Static Drying System
- Brushless DC™ Motor
- Turbidity Sensor
- All-in-1 Tablet Function
- Interior High Loop with Air Gap
- 32 13/64" H x 23 9/16" W x 22 7/16" D



TALL TUB, TOP CONTROL DISHWASHER

MODEL	WIDTH	FINISH
DWT51600SS	24"	Fingerprint free stainless steel
DWT51600FBI	24"	Panel ready

FEATURES

- Electronic Touch Control
- 6 programs: Pots and Pans+ (167°F), Regular Wash (142°F–145°F), Express Dry, China/Crystal (149 ° F), Quick Wash (131°F), Rinse & Hold
- Silent Operation: 48 dBA
- LED Spot
- Extra Rinse, RapidClean, Sanitize Functions
- Easy Installation
- Concealed Heating Element
- Adjustable Feet and Self-adjustable Hinge
- Capacity: 14 Place Settings
- Stainless Steel Interior
- Fixed Upper Rack
- DMFS Overflow Protection
- 5 Level Wash
- Delay Timer from 1/2 – 24 hours
- Static Drying System
- Brushless DC™ Motor
- Turbidity Sensor
- All-in-1 Tablet Function
- Interior High Loop with Air Gap
- H 33 7/8 x W 23 9/16 x D 22 7/16

Specifications and features may vary. Please refer to the manufacturer's website for the latest updates.

DISHWASHERS

MODEL

WIDTH

FINISH



DWT81800SSIH




TALL TUB, TOP CONTROL DISHWASHER

DWT81800SS	24"	Fingerprint free stainless steel - Tubular handle
DWT81800FBI	24"	Panel ready
DWT81800SSIH	24"	Fingerprint free stainless steel - Inset Handle

FEATURES

- Electronic Direct Access Touch Control
- 8 programs: Pots and Pans+ (167°F), Regular Wash (142°F–145°F), Auto Program (131 – 149 ° F), MixWash+ (131 – 149 ° F), Express Dry, GlassCare, Quick Wash (131°F), Rinse & Hold
- Functions: Half Load, Sanitize, SuperGloss, Rapid Clean, PowerWash Function with Extra Spray Arm
- Silent Operation: 45 dBA
- LED SPOT
- Easy Installation
- Concealed Heating Element
- Adjustable Feet and Self-adjustable Hinge
- Capacity: 16 Place Settings
- Stainless Steel Interior
- Upper Rack: 3 Positions, Adjustable When Loaded
- Full-size 3rd Rack
- DMFS Overflow Protection
- 5 Level Wash
- Delay Timer from 1/2 – 24 hours
- Active Ventilation Drying System
- Brushless DC™ Motor
- Turbidity Sensor
- All-in-1 Tablet Function
- Interior High Loop with Air Gap
- H 33 7/8 x W 23 9/16 x D 22 7/16



TALL TUB, FRONT CONTROL DISHWASHER

DWT52600SSIH	24"	Fingerprint free stainless steel
DWT52600WIH	24"	White finish
DWT52600BIH	24"	Black finish

FEATURES

- Electronic Touch Control
- 6 programs: Pots and Pans+ (167°F), Regular Wash (142°F–145°F), Express Dry, China/Crystal (149 ° F), Quick Wash (131°F), Rinse & Hold
- Silent Operation: 48 dBA
- Functions: Half Load, Extra Rinse, RapidClean, Sanitize
- Easy Installation
- Concealed Heating Element
- Adjustable Feet and Self-adjustable Hinge
- Capacity: 14 Place Settings
- Stainless Steel Interior
- Fixed Upper Rack
- DMFS Overflow Protection
- 5 Level Wash
- Delay Timer from 1/2 – 24 hours
- Static Drying System
- Brushless DC™ Motor
- Turbidity Sensor
- All-in-1 Tablet Function
- Interior High Loop with Air Gap
- H 33 7/8 x W 23 9/16 x D 22 7/16

Specifications and features may vary. Please refer to the manufacturer's website for the latest updates.

DISHWASHERS

MODEL

WIDTH

FINISH



TALL TUB, FRONT CONTROL DISHWASHER

DWT52800SSIH

24"

Fingerprint free stainless steel

FEATURES

- Electronic Touch Control
- 8 programs: Pots and Pans+ (167°F), Regular Wash (142°F–145°F), MixWash+ (131 – 149 ° F), Auto Program (131 – 149 ° F), Express Dry, China/Crystal (149 ° F), Quick Wash (131°F), Rinse & Hold
- Silent Operation: 45 dBA
- Functions: Half Load, Sanitize, SuperGloss, PowerWash Function with Extra Spray Arm
- Easy Installation
- Concealed Heating Element
- Adjustable Feet and Self-adjustable Hinge
- Capacity: 16 Place Settings
- Stainless Steel Interior
- Upper Rack: 3 Positions, Adjustable When Loaded
- DMFS Overflow Protection
- 5 Level Wash
- Delay Timer from 1/2 – 24 hours
- Active Ventilation Drying System
- Brushless DC™ Motor
- Turbidity Sensor
- All-in-1 Tablet Function
- Interior High Loop with Air Gap
- H 33 7/8 x W 23 9/16 x D 22 7/16

Specifications and features may vary. Please refer to the manufacturer's website for the latest updates.

LAUNDRY

MODEL

WIDTH

FINISH



FRONT LOAD WASHER

WM72200W

24"

White

FEATURES

- 15 wash cycles*
- Capacity: 1.9 cu.ft
- New detergent saving system prevents loss of detergent
- Optima™ Inverter motor technology
- Digital display with dial knob
- Automatic water adjustment system
- Washing load capacity: 8 kg (17.64 lb)
- Variable spin speed: Up to 1200 rpm
- Automatic temperature control
- Drum material: Stainless steel
- Time delay (1-19h)
- Remaining time indicator
- Child lock
- Dispensers: Detergent (liquid/powder)
- Voltage / Frequency: 1200V / 60Hz (10 amps)
- Unit plugs into wall
- H 33 5/64" x W 23 5/8" x D 21 1/4"

* WASH CYCLES

Normal / Cotton	Allergen	CoolClean	Organic Wash
Permanent Press	Spin + Drain	Delicates / Dark	Quick Wash
Heavy Duty	Hand Wash / Wool	Sportswear	
Mixed Fabric	Down Wear		



VENTED DRYER

DV17600W

24"

White

FEATURES

- Electric Air-vented
- 15 dry cycles*
- Capacity: 3.7 cu.ft
- Digital display with dial knob
- Dry load capacity: 7 kg (15.4 lb)
- Drum material: Stainless steel
- Clean filter indicator
- End of cycle buzzer
- Time delay (0-24h)
- AntiCrease+
- Child lock
- Stacking kit included (2961460038)
- Voltage / Frequency: 4 pin 208-240V / 60Hz (9.1-10.5 amps)
- H 33 1/4 x W 23 7/16 x D 22 15/16"

* DRY CYCLES

Cottons / Normal	Time Dry (High Temperature)	Wrinkle Free
Perm Press	Timed Dry (Low Temperature)	Delicates
Heavy Duty	Air Fluff	Sportswear
Mixed Fabric	Wool	Bedding
Sanitize	Towel	Quick Dry

Specifications and features may vary. Please refer to the manufacturer's website for the latest updates.

WARRANTY

GENERAL WARRANTY FOR ALL APPLIANCES

- 1 year > Full warranty from date of first installation (parts and labor)
- 2 years > Limited warranty from date of first installation (parts only)

EXCEPTIONS

- 5 years > Limited warranty from date of first installation (parts only)
 - Refrigerators only (sealed system)
- Lifetime > Limited warranty from date of first installation
 - Washers and dryers only: drum if rust occurs
 - Dishwashers only: tub if rust occurs

SEE BLOMBERG WARRANTY STATEMENT DETAILS AT

www.blombergappliances.us/warranty-information

- Warranty is void if the product is used commercially.
- Service must be performed by an authorized Blomberg service agency.

PRODUCT GUIDE 2024

Blomberg
seit 1883

T 800 361 0799 F 450 682 7943

www.distinctive-online.com info@distinctive-online.com

HEAD OFFICE & WAREHOUSE

2025 Cunard Street
Laval, QC H7S 2N1

PARTS & SERVICE

service@distinctive-online.com
1-800-561-7265

ORDER DESK

orderdesk@distinctive-online.com